

# 2024 Community Health Needs Assessment

Wayne County Hospital



166 Hospital Street | Monticello, KY 42633

<https://waynehospital.org/>

This Community Health Needs Assessment (CHNA) report was prepared for Wayne County Hospital by the Community and Economic Development Initiative of Kentucky (CEDIK) at the University of Kentucky. CEDIK staff Melody Nall, Mercedes Fraser, Simona Balazs, Joe Kerksmar, Sarah Bowker and Alison Davis contributed to the information in this final report.

CEDIK works with stakeholders to build engaged communities and vibrant economies. If you have questions about the assessment process, contact Melody Nall, CEDIK Extension Specialist Administrator: [melody.nall@uky.edu](mailto:melody.nall@uky.edu) or (859) 218-5949.



**CEDIK** | Community & Economic  
Development Initiative of Kentucky

[cedik.ca.uky.edu](http://cedik.ca.uky.edu)

**WAYNE COUNTY HOSPITAL**  
Care... Compassion..... Close to Home

166 Hospital Street  
Monticello, KY 42633  
606-348-9343  
[www.waynehospital.org](http://www.waynehospital.org)

To the Residents of Wayne County,

Welcome to Wayne County Hospital!

I encourage you to review our 2023 Community Health Needs Assessment. The staff and I are honored to have the privilege of providing for your healthcare needs, and our goal is to make you as comfortable as possible when using our services.

Our mission is to provide quality healthcare with a personal touch, and I think you will be pleasantly surprised at the number and type of services that we offer in a community focused setting. At Wayne County Hospital you may have family or close friends in the community providing your care, and I think you will find that this is most comforting in a time of need.

I would encourage you, your family and your friends to read the information about this Community Health Needs Assessment. I would also encourage you to read the section regarding your rights as a patient while in our hospital. Should you feel that your needs are not being met when utilizing our services, please do not hesitate to speak with the Chief Nursing Officer or with me. The Chief Nursing Officer may be reached at 1-606-340-3218. The hospital staff will contact him for you after hours, or I may be reached by phone directly at 1-606-340-3283. We want to ensure that your needs are met in the most effective and efficient way possible, and look forward to helping you meet your health needs.

Sincerely,



Joe Murrell, MHA, FACHE  
Chief Executive Officer

## Table of Contents

Introduction	5
CHNA Process	6
Progress Since Last CHNA	7
Community Served by Wayne County Hospital	8
Secondary Health Data	8
County Health Rankings Data Trends	12
Hospital Utilization Data	18
Community Steering Committee	21
Community Feedback	22
Focus Groups and Key Informant Interviews	23
Community Survey	28
Prioritization of Identified Health Needs	33
Implementation Strategy	34
Next Steps	36
Appendix	36
<i>Secondary Data Sources, Community Survey, Board Approval</i>	

## Introduction

Wayne County Hospital is a 25-bed Critical Access Hospital in Monticello, Kentucky. It is located about 30 minutes southwest of Somerset, Kentucky and about 5-8 miles from the shores of Lake Cumberland. Wayne County Hospital serves a region which includes residents of Wayne County, Pulaski County, McCreary County and Clinton County in Kentucky, and portions of Northern Tennessee on our southern border. The Wayne County Hospital was built in 1971 and redesigned in 1996 and 2003. Wayne County Hospital is fully accredited by the Accreditation Commission for Health Care (ACHC) and has a number of programs to meet the needs of its populations.

### MISSION

The mission of Wayne County Hospital is to deliver high quality healthcare regardless of an individual's economic status, sex, race or religion. Wayne County Hospital will maintain high standards of quality in all aspects of care, and will strive to meet the patients' needs promptly, professionally, and efficiently in a friendly and caring manner. Care will be delivered in an individualized approach and in a safe environment.

### VISION

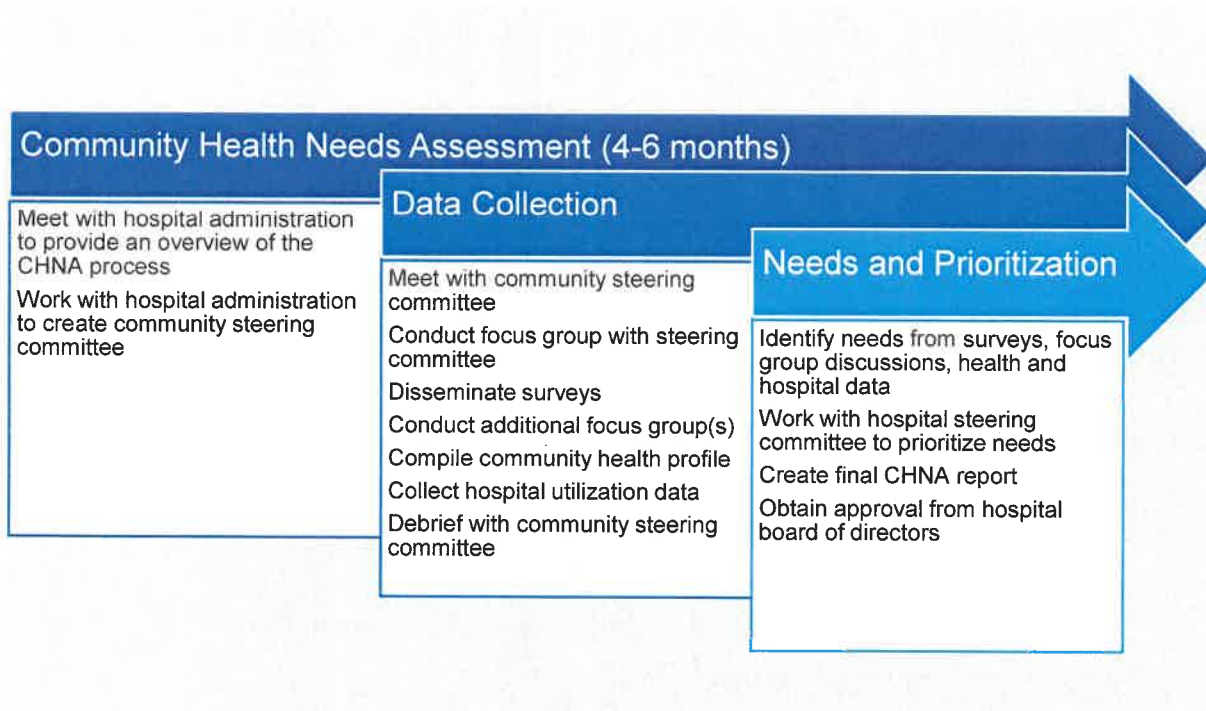
Wayne County Hospital will meet or exceed customer expectations and become the healthcare provider of choice for Wayne County and surrounding areas, while supporting all activities and patient interactions in a safe environment.

## CHNA Process

Wayne County Hospital contracted with the Community and Economic Development Initiative of Kentucky (CEDIK) in the Fall of 2023 to conduct a Community Health Needs Assessment (CHNA) for Wayne County Hospital in accordance with the Affordable Care Act. The Affordable Care Act, enacted March 23, 2010, added requirements that hospital organizations must satisfy in order to be described in section 501(c)(3), as well as reporting and excise taxes.

The IRS requires hospital organizations to complete a CHNA and adopt an implementation strategy at least once every three years. This CHNA was the fourth prepared by CEDIK for this organization; prior reports were completed in 2013, 2017, and 2020.

Here is an overview of the CHNA process that CEDIK uses based on the IRS guidelines:



# Wayne County Hospital

2020 community health needs... addressed!

## **GOAL: Complete inventory of available resources in community.**

Along with senior leadership, case management has created a list of resources for the community. WCH also developed an informational packet on the hospital to share with patients and community members.

WCH plays an active role in the community. WCH regularly attends Monticello/Wayne County Chamber of Commerce Luncheons, participates/hosts Health Council meetings, hosts Local Agency for Substance Abuse Policy (ASAP) meetings. Participants at these meeting represent local health community leaders such as EMS, LCDHD, Wayne County Extension Office, and Mental Health Agencies. Administration meets with community leaders such as Mayor of Monticello, Wayne County Judge Executive, Senator, and Congressman for continuity of healthcare progress in Wayne County.

## **GOAL: Increase public relations, marketing and health education in the Wayne County Hospital service area.**

WCH has implemented strategic marketing strategies, such as utilizing social media, newspaper advertisements, and engaging in direct distribution to local and regional entities to share information about hospital services and resources.

In an effort to provide more health education to the community WCH have participated in community health fairs promoting healthy lifestyles. WCH has also developed a promotional plan to educate the community on the availability and importance of screenings for men and women. WCH has provided a number of screenings including:

- BMI
- Blood Glucose
- Cholesterol
- Vital signs (blood pressure, heart rate, O<sub>2</sub> saturation)
- Nutritional information
- Vaccine information & clinics
- Senior Behavioral Health (Healthy Outlook)
- Did You Know...Campaign
- Radiology early detection information
- AHA information on cardiac disease
- Hands only CPR educational events
- RHC childhood vaccines and well child check-up



## Community Served by Wayne County Hospital

Wayne County Hospital determined its defined service area for this Community Health Needs Assessment as Wayne County, KY by reviewing inpatient discharge data by county of residence in 2023. In that year, 61.6% of inpatients originated from Wayne County.

In this section, publicly available data are presented for Wayne County. These data come from the *County Health Rankings & Roadmaps* website (<https://www.countyhealthrankings.org/>), data on substance use rates come from *Kentucky Injury Prevention and Research Center* (<https://kiprc.uky.edu/>), and data on invasive cancer incidence are from *Kentucky Cancer Registry* (<https://www.kcr.uky.edu/>).

These data sites provide social, economic, and health data that is intended for use by communities to understand the multiple factors that influence a population's health. For more information on data sources, please see the Appendix. These data were accessed in March 2024.

<b>Population</b>	<b>Wayne County</b>	<b>Kentucky</b>	<b>US Overall</b>
2022 Population Estimate	19,681	4,512,310	333,271,411
Percent of Population under 18 years	20.2%	22.3%	21.7%
Percent of Population 65 year and older	22.7%	17.6%	17.3%
Percent of Population Non-Hispanic White	92.7%	83.2%	58.9%
Percent of Population Non-Hispanic Black	1.7%	8.4%	14.1%
Percent of Population Hispanic	0.1%	4.3%	19.1%
Percent of Population Asian	0.4%	1.8%	6.3%
Percent of Population American Indian & Alaska Native	3.7%	0.3%	1.3%
Percent Native Hawaiian/Other Pacific Islander	0.4%	0.1%	0.3%
Percent of the Population not Proficient in English	0.8%	1%	8.2%
Percent of the Population Female	50.1%	50.3%	50.4%
Percent of the Population Rural	65.8%	41.3%	13.8%



<b>Health Outcomes</b>	<b>Wayne County</b>	<b>Kentucky</b>	<b>Top US Performers</b>
Premature death rate (under age 75) per 100,000 pop.	12,496	11,055	6,000
Percent of live births with low birth weight	8.9%	8.9%	6%
Percent of population in fair/poor health	25.9%	21.1%	13%
Physically unhealthy days	5.4	4.5	3.1
Percent of population in frequent physical distress	16.5%	14.0%	-
Mentally unhealthy days	5.9	5.5	4.4
Percent of population who are diabetic	12.4%	12.4%	-
HIV prevalence rate	96	214.5	-
<b>Health Behaviors</b>			
Percent adult smokers	26.8%	20%	14%
Percent obese adults with BMI >=30	42.9%	41%	32%
Percent physically inactive adults	35.8%	30%	20%
Percent of population with access to exercise opp.	34.2%	70%	90%
Percent of adults excessively/binge drinking	12.8%	15%	13%
Percent of driving deaths due to alcohol impairment	30.8%	26%	10%
Chlamydia rate (newly diagnosed) per 100,000 pop.	204.7	410.3	151.7
Teen birth rate (ages 15-19) per 100,000 pop.	46	26	9
Drug overdose mortality rate per 100,000 pop.	23	43	-
Motor vehicle crash deaths per 100,000 pop.	27	18	-
<b>Clinical Care</b>			
Percent uninsured adults	8.6%	7.9%	-
Percent uninsured children	3.6%	3.8%	-
Primary care provider ratio	1954:1	1,601:1	1,030:1
Dentist ratio	3280:1	1,502:1	1,180:1
Mental health provider ratio	635:1	342:1	230:1
Preventable hospital stays for ambulatory-care sensitive conditions per 100,000 Medicare enrollees	3164	3,457	1,558
Percent of population FFS Medicare enrollees receiving flu vaccinations	32%	44%	53%
Percent of female Medicare enrollees ages 65-74 receiving mammography screening	33%	42%	52%

<b>Social &amp; Economic Environment</b>	<b>Wayne County</b>	<b>Kentucky</b>	<b>US Overall</b>
Percentage of adults ages 25 and over with a high school diploma or equivalent	76%	88%	96%
Percentage of ages 25-44 with some post-secondary college	43%	63%	73%
Percent of unemployed job-seeking population 16 years and older	5%	3.9%	2.6%
Percent of children in poverty	39%	21%	11%
Percent of children in single-parent households	33%	25%	13%
Median household income	\$39,863	\$59,246	-
Social association rate per 10,000 population	6.7	10.2	18
Injury death rate per 100,000 population	105	106	64
<b>Physical Environment</b>			
Average daily density of air pollution - PM 2.5	7.5	8.2	5
Presence of drinking water violations	No	n/a	n/a
Percentage of severe housing problems with at least one of the following: Overcrowding, high housing costs, or lack of kitchen or plumbing facilities	9.5%	13%	8%
Percentage of workforce driving alone to work	79.0%	73%	70%
Percentage of workforce commuting alone for more than 30 minutes	30.2%	31%	17%
<b>Food Access</b>			
Percentage of population who lack adequate access to food	15.8%	12.9%	-
Percentage of population who are low-income and do not live close to a grocery store	9.8%	6.4%	-
Percentage of children enrolled in public schools that are eligible for free or reduced-price lunch	76.9%	56.9%	-

<b>Substance Use Rates, Wayne County</b>	<b>2018</b>	<b>2022</b>
Any Drug-Involved Fatal Overdose, rate per 100K population	<i>Suppressed</i>	<i>Suppressed</i>
Any Drug-Involved Non-Fatal Overdose, rate per 100K population	132.2	179.1
ED Visit with a SUD Diagnosis, rate per 100K population	381.8	798.4

**Top 10 Invasive Cancer Incidence Rates**

<i>All Genders, All Races, 2016-2020</i>	<b>Wayne County</b>	<b>Crude Rate</b>	<b>Age-adjusted Rate</b>
<b>Total all sites over five years ('16-'20)</b>	<b>719</b>	<b>703.3</b>	<b>492.2</b>
Lung and Bronchus	136	133	82.9
Prostate (males only)	58	114.4	72.7
Breast	94	92	68.5
Colon & Rectum	74	72.4	50
Corpus Uteri (females only)	27	52.4	42.5
Miscellaneous	30	29.3	22
Melanoma of the Skin	29	28.4	21.4
Urinary Bladder, invasive and in situ	33	32.3	21.3
Thyroid	21	20.5	19
Non-Hodgkin Lymphoma	26	25.4	17.9

*Note: All rates are per 100,000 population. All rates are age-adjusted to 2000 US Standard Million Population.*

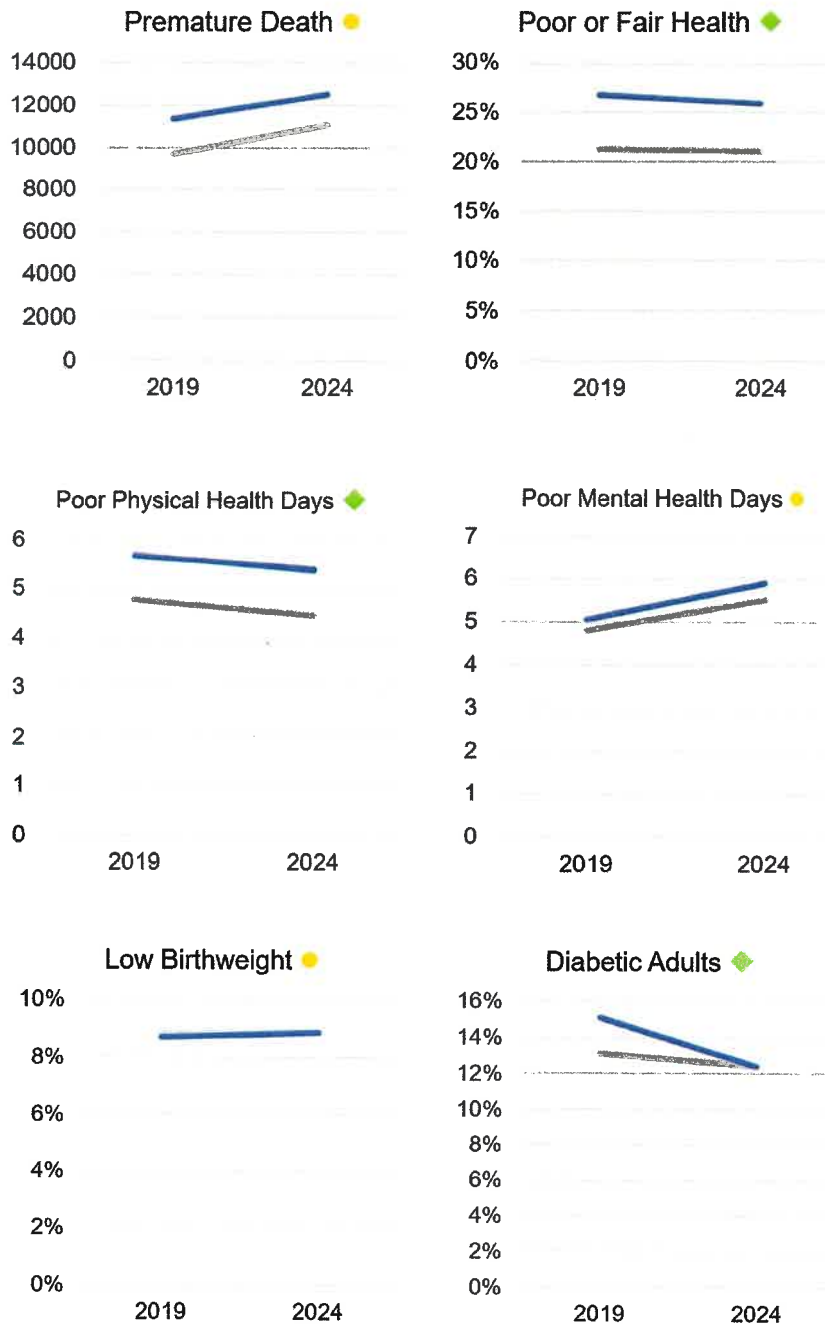
Next, to provide more context to the ongoing health of the community, we present five-year data trends for Wayne County alongside the state average. These data come from the *County Health Rankings & Roadmaps* website and include selected health outcomes, health behaviors, and access to care as well as social, economic, and environmental factors that impact the health of Wayne County residents.

The blue lines represent Wayne County's data, and the gray lines are the Kentucky average for comparison. Further, each graph includes a title of the data, and either a yellow circle or green diamond that helps the reader quickly determine if the data indicate an improving trend (green), or a worsening trend (yellow). For more information on data sources, please see the Appendix.

## County Health Rankings Data Trends

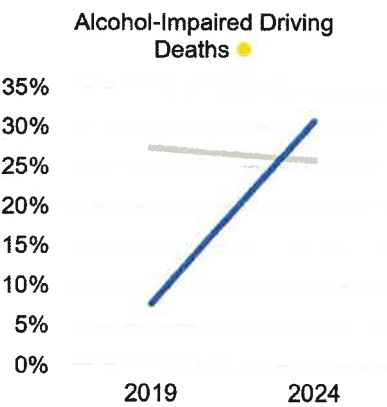
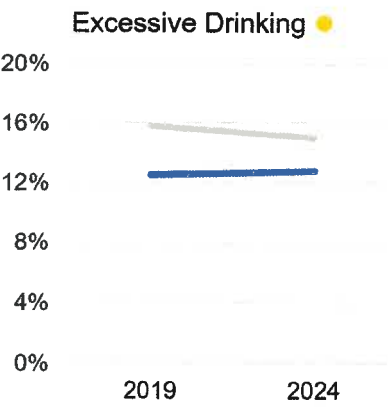
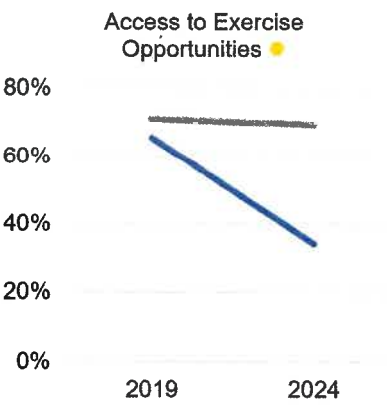
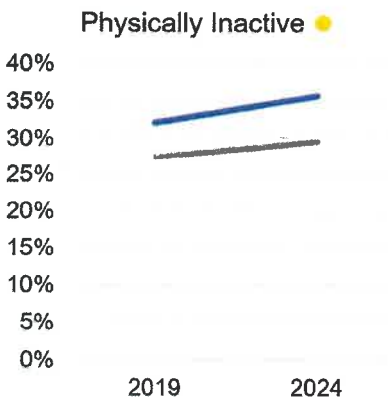
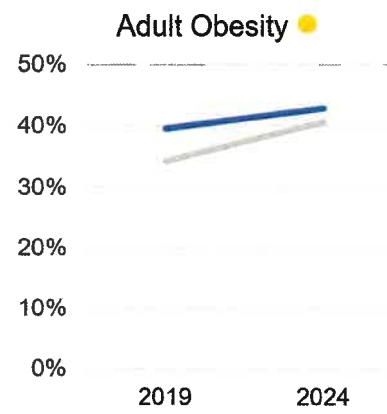
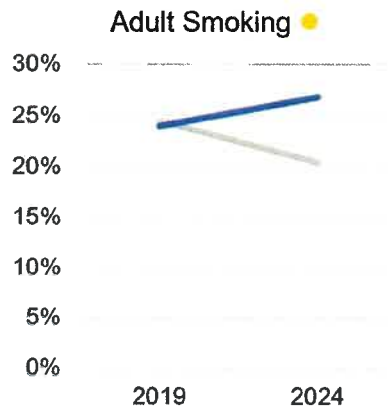
### Health Outcomes

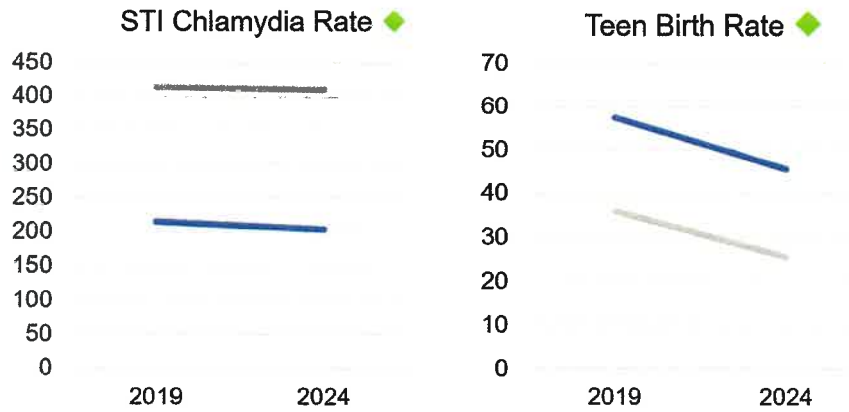
Note: Wayne County is in **blue**, the Kentucky average is in **gray**.



**Health Behaviors**

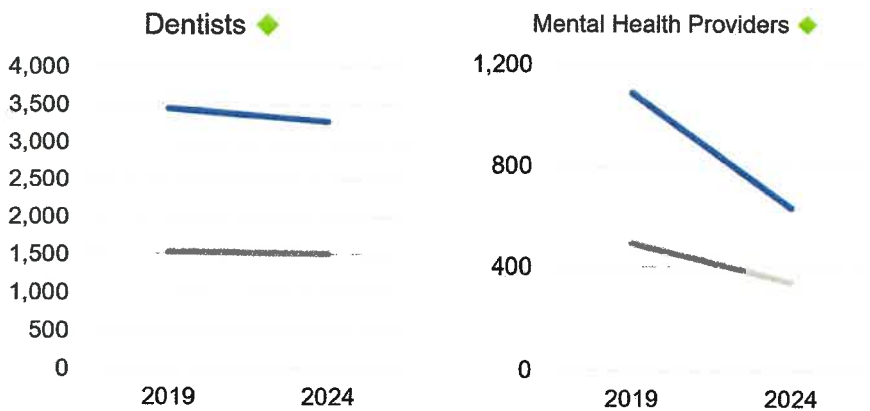
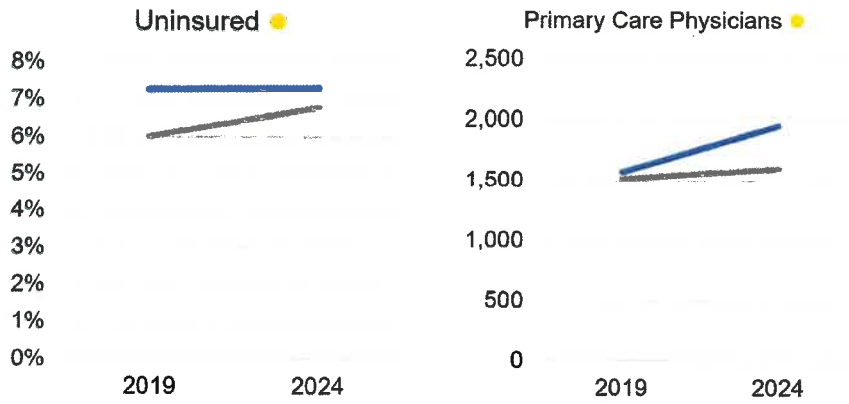
Note: Wayne County is in **blue**, the Kentucky average is in **gray**.





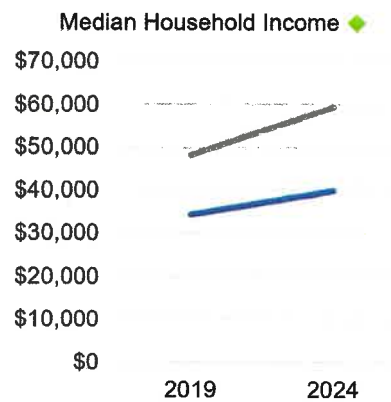
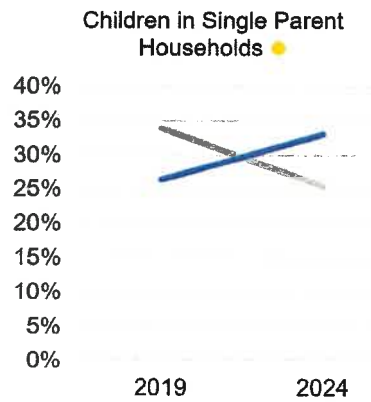
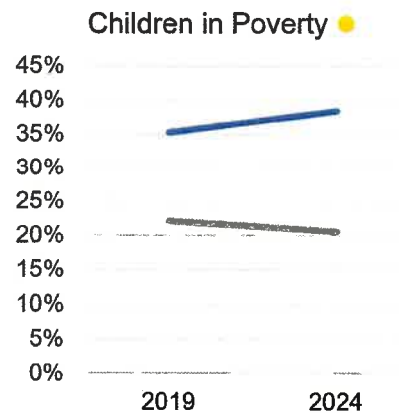
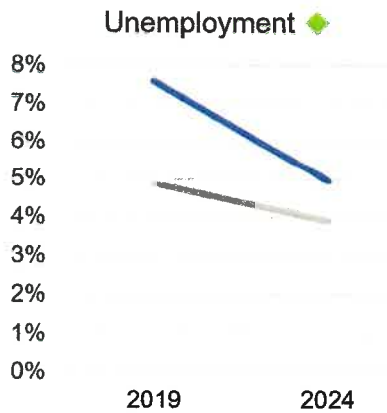
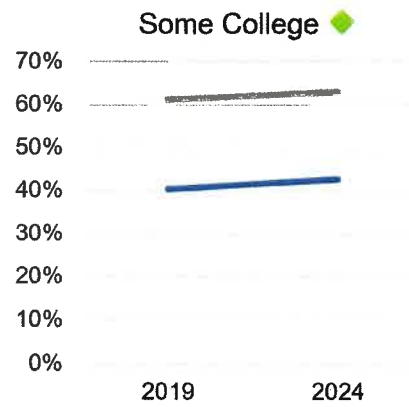
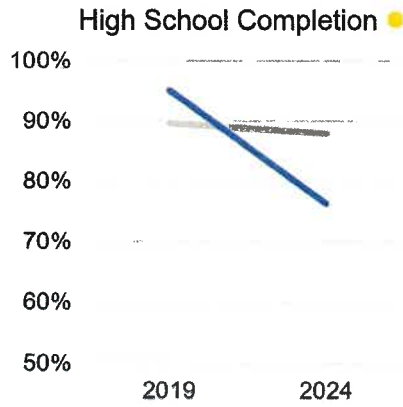
**Access to Care**

Note: Wayne County is in **blue**, the Kentucky average is in **gray**.

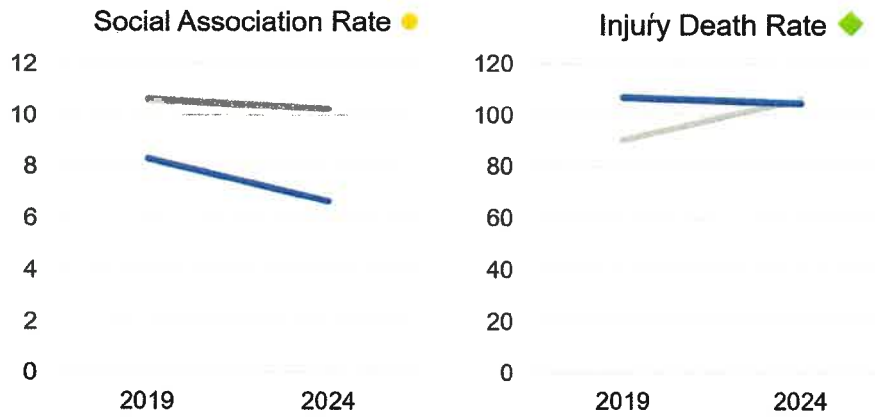


**Social and Economic Environment**

Note: Wayne County is in **blue**, the Kentucky average is in **gray**.

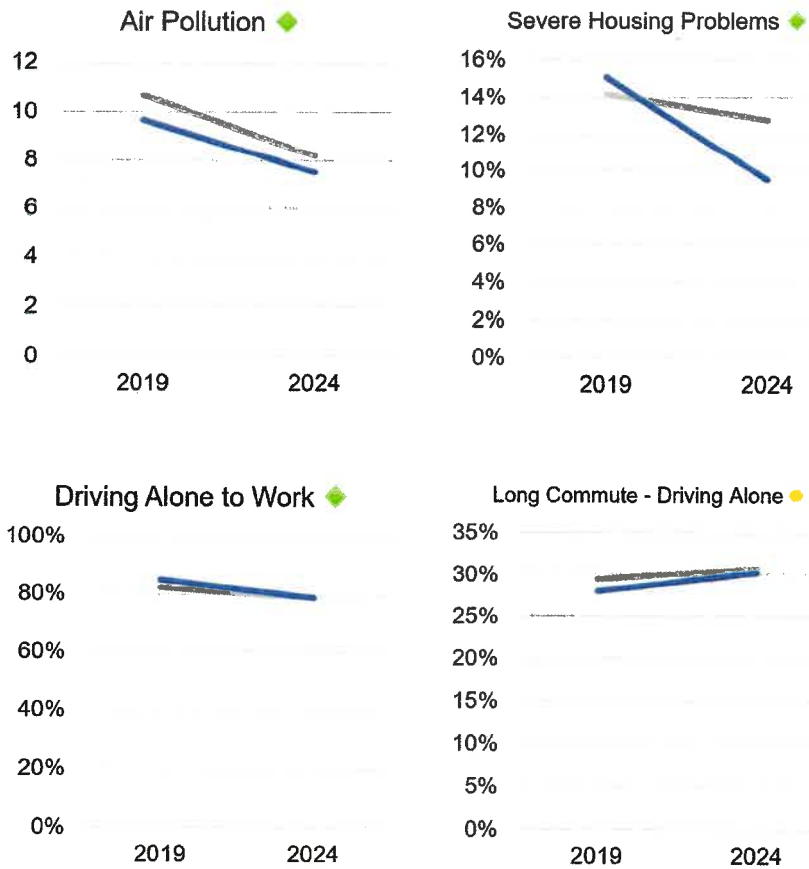






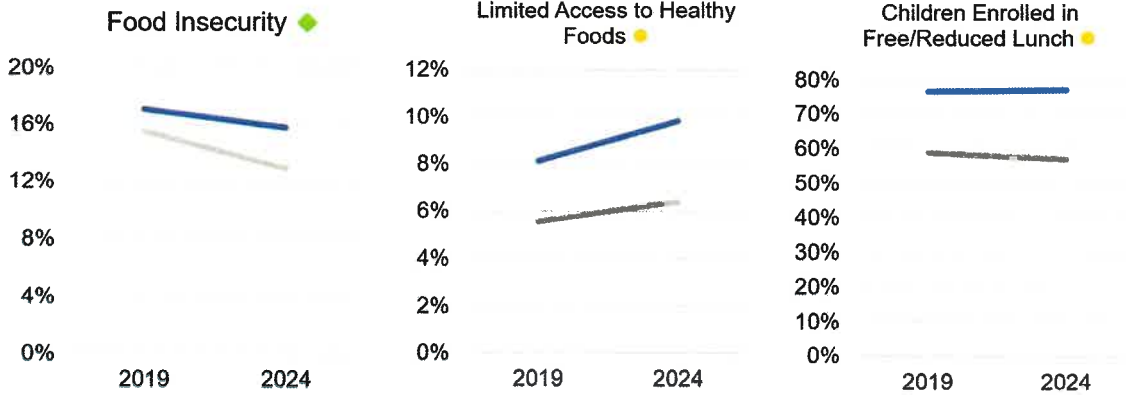
**Physical Environment**

Note: Wayne County is in **blue**, the Kentucky average is in **gray**.



**Food Access**

Note: Wayne County is in **blue**, the Kentucky average is in **gray**.



## Hospital Utilization Data

The Tables below provide an overview of patients at Wayne County; in particular how they pay, and why they visited.

### Hospital Usage, 1/1/2022 – 12/31/2022

Patient Status	Total
Outpatient Discharges	24,476
Inpatient Visits	334

### Hospital Inpatient Payer Mix, 1/1/2022 – 12/31/2022

Payer	Discharges
Medicare (Excluding Medicare Managed Care)	117
Medicare Managed Care	102
Commercial - Other	25
Aetna Better Health of KY Medicaid Managed Care	22
Commercial - Anthem Health Plans of KY POS Plan	20
WellCare of Kentucky Medicaid Managed Care	13
Passport Medicaid Managed Care	8
ChampVA	7
Humana Medicaid Managed Care	4
In State Medicaid	4
Self-Pay	4
Commercial - United Healthcare POS Plan	3
Anthem Medicaid Managed Care	2

**Hospital Outpatient Payer Mix, 1/1/2022 – 12/31/2022**

<b>Payer</b>	<b>Visits</b>
Medicare Managed Care	4,659
Medicare (Excluding Medicare Managed Care)	4,492
Commercial - Anthem Health Plans of KY POS Plan	4,070
Aetna Better Health of KY Medicaid Managed Care	3,001
WellCare of Kentucky Medicaid Managed Care	2,973
Humana Medicaid Managed Care	759
Passport Medicaid Managed Care	738
Anthem Medicaid Managed Care	685
Self-Pay	559
Commercial - Indemnity	433
Commercial - United Healthcare of KY POS Plan	424
ChampVA	290
Other Self-Administered Plan	262
Commercial - United Healthcare POS Plan	241
In State Medicaid	201
Auto Insurance	154
Commercial - Humana HMO Plan	141
Tricare (Champus)	118
Commercial - Anthem Health Plans of KY HMO Plan	74
Commercial - Other	74
Commercial - Aetna Health HMO Plan	41
Care Source KY Commercial Plan	28
Commercial - Cigna Health & Life PPO Plan	28
Commercial - HMO	24
Workers Compensation	6
VA	1

**Hospital Inpatient Diagnosis Related Group, 1/1/2022 – 12/31/2022**

<b>DRG Description</b>	<b>Discharges</b>
Simple pneumonia & pleurisy	49
Respiratory infections & inflammations	47
Pulmonary edema & respiratory failure	19
Disorders of pancreas except malignancy	18
Signs & symptoms	18
Kidney & urinary tract infections	16
G.I. obstruction	13
Esophagitis gastroenteritis & miscellaneous digestive disorders	10
Cellulitis	10
Nutritional & miscellaneous metabolic disorders	10

## Community Steering Committee

The Community Steering Committee plays a vital role in the CHNA process. CEDIK provides a list of community leaders, agencies, and organizations to the hospital to assist them in the recruitment of committee members that facilitate broad community input.

These committee members represent organizations and agencies that serve the Wayne County population in various areas that relate to the population's health. By volunteering their time, the committee members enable the hospital to acquire input from residents who are often not engaged in conversations about their health needs. The steering committee provides an expert view of the needs they see while working with the people and clients they serve and in extensive distribution of the community survey. The community steering committee committed to the process both with promoting the survey through social media and encouraging organizations to share through email channels.

Wayne County Hospital leadership recruited members of the community to serve on the steering committee. CEDIK representatives scheduled and completed the first meeting in November of 2023 to introduce the assessment process, share the role of a committee member and to lead a focus group. A final steering committee meeting was held May 2024 for the report of survey, focus group and key informant interview results along with selected secondary health data to inform and guide the prioritization process of the identified health needs. This resulted in the community steering committee making recommendations on the priority health needs for Wayne County Hospital to address over the next three years.

### Wayne County Hospital Community Steering Committee

Name	Representing Organization
Tracy Aaron	Lake Cumberland District Health Department
Beth Gregory	Lake Cumberland Community Action Agency
Gay Hutchinson	Wayne County Extension Office
Amy Morgan	Cabinet for Health and Family Services - Guardianship
Jamie Reagan	Monticello Banking Company
Jeff Sexton	Wayne County Hospital
Samantha Simmons	Community Based Interventions
Kathryn Tucker	Office of Nutrition and Health
Lori Turner	Lake Cumberland District Health Department

## Community Feedback

In November of 2023, members of the Wayne County Hospital Community Health Needs Assessment steering committee participated in a focus group. The committee membership includes representation from the Wayne County Health Department, Lake Cumberland District Health Department, Community-Based Interventions, Community Action Councils, and local assisted living administration. The committee membership includes representation from the ones they serve. Three additional focus groups were conducted with specialty court attendees, local Cooperative Extension staff, and the Wayne County Health/Interagency Council. Additionally, two key informant interviews were conducted in May 2024 with the Director of the Wayne County Senior Center, Jamie Simpson, and the Wayne County High School FRYSC Director, Audra Branscum. What follows is a summary of the responses that highlight the results of the conversations that identify strengths of the community and the healthcare system, challenges/barriers in the broader healthcare system and opportunities for improving the community's health.





## Focus Group and Key Informant Findings

Qualitative analysis of focus group and key informant responses revealed overarching themes. Findings consistently underscored challenging experiences that hindered the community's ability to access services and the need for expanded services.

- Participants identified the community, healthy lifestyle opportunities, and access to care as strengths of Wayne County.
- The greatest health needs in Wayne involve improving access to health care, chronic disease, food access, healthy lifestyle choices, and economic security/community vitality. Social determinants of health particular to Wayne County heavily impact the community's view of the greatest health needs.
- There are two main categories of barriers to improving the health of Wayne County: barriers within the health care system, and barriers within the community.
- To better meet health needs in Wayne County, the community needs expanded services and education.

**Finding 1: Participants identified the community involvement and engagement, healthy lifestyle opportunities, and access to care as strengths of Wayne County.**

*Responses that contributed to this finding are listed below.*

### **Community involvement and engagement**

- Services
  - Feed America program
  - Hope Center
  - Blessing Room
  - Library services
  - UNITE
  - Active Extension office and agents
  - Schools
  - Collaboration between agencies
- Cultural/Social Assets
  - Beautiful landscape
  - Caring people
  - No competing between communities
  - Strong faith community
  - Strong turn out at community events

**Healthy lifestyle opportunities**

- Parks and recreation – community park
- Accessible sidewalks
- Spire Center
- Outdoor activities
- Senior meals delivered to homes

**Access to care**

- Local hospital
- Physician offices
- Pharmacy
- Urgent Care Center
- Mental Health Clinics
- Services for elderly
- EMS
- Dialysis Center
- Health Department
  - HANDS
  - Diabetes programming
  - Women, Infants, and Children’s program (WIC)
  - Vaccinations
  - Health education

Finding 2: The greatest health needs identified in Wayne County involve improving access to health care, chronic disease, food access, unhealthy behaviors, and community vitality. Social determinants of health particular to Wayne County heavily impact the community’s view of the greatest health needs.

*Responses that contributed to this finding are listed below.*

**Improving access to health care**

- Affordable care
- Expanded services at hospital
  - Need to add step down beds for other hospitals to refer patients before discharged
  - Local specialty clinics to decrease the need to drive for follow-up care
- Transportation
- Sober living facilities

**Chronic disease**

- Substance Use Disorder
- Mental Health
- Depression
- Diabetes

- Heart Disease
- High Blood Pressure

#### **Food access**

- Food insecurity
  - Rising cost of food
- Malnutrition in children and seniors

#### **Unhealthy behaviors**

- Tobacco use
- Vaping by youth
- Dental health
- Increase in STDs
  - HIV
  - Hepatitis C
- People not eating healthy meals at home due to lack of knowledge on how to buy and prepare healthy meals
- Patients postponing care leading to ER visits in poor health due to delayed treatment
- Child abuse and neglect

#### **Community vitality**

- Lack of jobs
- Declining economy/socio-economic status
- Poverty
- Lack of attachment to the community
- Senior population and those with reduced incomes are vulnerable

*Social determinants of health particular to Wayne County that impact the greatest health needs in the community are:*

#### **Housing**

There has been an increase in the number of unhoused people in the community. Poor housing conditions also add to the housing issues in Wayne County.

#### **Economic Needs**

The community needs economic development regarding more job access and opportunities and lowering the amount of poverty in the area.

#### **Transportation**

Transportation to and from essential services, including health care is a barrier for people.

**Finding 3: There are two main categories of barriers to improving the health of Wayne County: barriers within the health care system, and barriers within the community.**

*Responses that contributed to this finding are listed below.*

**Health care system barriers**

- Lack of specialty care available locally
  - Cardiology
- Long wait times
- At home care after a hospital stay
- Uninsured or under insured patients paying expensive copays
- Inappropriate use of Mental Health services in schools
- Transportation
  - Transportation to care
  - Transportation when discharged from hospital

**Community barriers**

- No public transportation
- Family dynamics
  - Lack of parental involvement
  - Culture
  - Adverse Childhood Events (ACEs)
- Poverty
- No jobs
- Funding issues
  - Siloed funding
  - Funding and support limited from city/county government
  - Cuts to Supplemental Nutrition Assistance Program benefits

**Finding 4: To better meet health needs in Wayne County, the community needs expanded services and health education.**

*Responses that contributed to this finding are listed below.*

**Expanded Services**

- More health care workers
  - Medical doctors
- Nurses
- Dieticians
- Pediatric dentists
- Free health care clinic with expanded hours
- Rural health clinic with a sliding fee scale
- Inpatient rehabilitation/treatment services for substance use

- Mental health screenings
- A step-down unit for those hospitalized in larger facilities but not ready to be discharged
- Transportation
  - Medical transportation
  - Transportation to community events
- Housing
- Sober living facilities
- Shelter for unhoused with job skill training
- Assistance for the elderly
  - Vision
  - Dental

**Education**

- Community support program to reduce number of youth vaping
- Health Fairs
- Substance use prevention
- Hard reduction programs
- Opportunities for youth
  - Mentorships
  - Career fairs

# Wayne County Hospital Survey Results

WINTER 2023

## Respondent Demographics

**374**  
Respondents



Respondents describe themselves as female.

*Additional responses: Male (20%).*

### Respondents by age group:

18-24	5%
25-39	29%
40-54	32%
55-64	17%
65-69	8%
70 or older	8%



Respondents are employed full-time.

*Additional responses: Retired (18%), Stay at home parent/caregiver (8%), Unemployed (7%), Employed part-time (4%), Disabled (2%), Student (1%).*

### Respondents by educational attainment:

Graduate degree	24%
Undergraduate degree	20%
Technical school	9%
High School	39%
Other	8%

*GED, Some college, Associate's Degree, No High School.*



Respondents rank Wayne County Hospital favorably overall.

### Hospital services used by respondents in the past 24 months:

Emergency Room	19%
Outpatient	17%
Inpatient	5%
Swing Bed Unit	1%

Specialty services used by respondents at Wayne Hospital in the past 24 months:

Outpatient Care (Including procedures)	30%
Rural Health Clinic	28%
Therapy (Occupational, physical, and speech)	9%



Respondent households that have a family doctor.

Hospitals where respondents received services:

Wayne County Hospital	56%
Lake Cumberland Regional Hospital	24%
University of Kentucky Hospital	6%
Baptist Health Lexington or CHI St. Joseph	5%
Medical Center at Albany	3%
T. J. Sampson Community Hospital	2%
Other <i>St. Joseph, Ephraim McDowell, Vanderbilt, Louisville, Knoxville, VA, etc.</i>	5%



Respondents that have a family doctor but do not visit annually.



Respondent households without health insurance currently.

Preventative procedures respondents had in the past year:

Pap smear (Women)	85%
PSA - Prostate Specific Antigen Screening (Men)	11%
DRE - Digital Rectal Exam (Men)	4%



**Respondents receiving services at another hospital:**



Respondents have used specialty services at a hospital other than Wayne.

Reasons respondents used another hospital:

Service I needed was not available	34%
My physician referred me	30%
I prefer larger hospitals	12%
My insurance requires me to go somewhere else	6%
Other	18%
<i>Unfavorable experience/reputation (8%), Location/proximity (4%), Choice of physician (3%)</i>	

**Barriers that keep respondents from receiving routine health care:**



Respondents without a family doctor, nor receive routine healthcare.

Respondents identified these barriers:

I only visit the doctor when something is seriously wrong	22%
Cannot afford it	13%
Physician hours of operation (inconvenient times)	10%
Cannot take off work	7%
Fear/anxiety	6%
Poor physician attitudes or communication	6%

*Other responses: No insurance (4%), No transportation (2%), Respondents identified another 2% of barriers: no specialist, too many doctors to see, have to go out of town, college.*

**Presence of reliable/affordable transportation:**



Use their own vehicle when traveling for healthcare.

Other responses:

Friend/family vehicle	11%
RTEC ride	4%
Other	1%

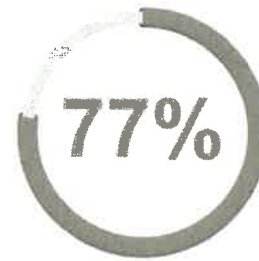
**The top three health challenges respondent households face:**

<b>High blood pressure</b>	<b>28%</b>
<b>Overweight/obesity</b>	<b>17%</b>
<b>Diabetes</b>	<b>16%</b>
Mental health issues	11%
Heart disease and stroke	9%
Cancer	6%
Respiratory/lung disease	4%
Substance use	3%
Alcohol use	1%
HIV/AIDS/STDs	0.1%
Other	6%

*Kidneys, Cholesterol, Multiple Sclerosis, Arthritis, Vision, Stomach Pain*


**How far respondent households drive to see a specialist:**

Less than 20 miles	11%
20-49 miles	30%
50-100 miles	35%
More than 100 miles	12%
I do not see any specialists	12%



Respondent households that drive more than 20 miles to see a specialist.

**Respondent rating of their personal health, and the physical health of their community:**



Respondents satisfied with the ability to access health care services in Wayne County.

**The top three most important factors for a healthy community:**

<b>Low crime/safe neighborhood</b>	<b>14%</b>
<b>Good jobs/healthy economy</b>	<b>14%</b>
<b>Good place to raise children</b>	<b>13%</b>
<b>Easy access to healthcare</b>	<b>13%</b>
Good school systems	12%
Affordable housing	9%
Religious or spiritual values	8%
Community activities and events	4%
Personal responsibility	4%
Parks and recreation	3%
Transportation	2%
Low disease rate	2%
Access to internet/technology	1%
Diverse community	1%

**The top three factors influencing health choices in Wayne County:**

<b>Family</b>	<b>26%</b>
<b>Listening to physicians and other healthcare providers</b>	<b>19%</b>
<b>Spouse/Partner/Significant other</b>	<b>14%</b>
Friends	13%
Weather (seasons: Spring, Summer, Fall, and Winter)	7%
Community	5%
Public health recommendations/guidelines (e.g. CDC)	5%
Other people around me	5%
Access to parks/walking trails	3%
Social media	2%

## Prioritization of Identified Health Needs

Wayne County Hospital's CHNA steering committee meeting was held in May 2024 to review findings from the community surveys, key informant interviews, focus groups and county specific secondary health data.

The process of priority selection followed the Association for Community Health Improvement (ACHI) recommendations to consider:

1. The ability of Wayne County Hospital to evaluate and measure outcomes.
2. The number of people affected by the issue or size of the issue.
3. The consequences of not addressing this problem.
4. Prevalence of common themes.
5. The existence of hospital programs which respond to the identified need.

CEDIK staff led a facilitated discussion with members of the steering committee after the data presentation and completed the process of prioritizing the identified health needs. The following represent the recommendations of the steering committee to Wayne County Hospital for addressing health needs in Wayne County and the hospital service area for the next three years.

### Prioritized Needs

1. Substance use disorder
  - a. Youth vaping
  - b. Alcohol use
  - c. Driving under the influence
2. Obesity
  - a. Diabetes
  - b. High blood pressure
  - c. Nutrition education
  - d. Healthy foods and cooking
3. Mental health
  - a. Resilient youth – anxiety, coping skills, healthy activities
  - b. Impact of social media
4. Increased health services
  - a. Women's health
  - b. Increased cardiology services
  - c. Mental health screenings at primary care and other visits
5. Food insecurity

## Implementation Strategy

After reviewing the recommendations of the Community Steering Committee, the hospital administration team created a plan to address the needs through the following goals and action steps.

### *Prioritized Need*

1. *Substance use disorder*
  - a. *Youth vaping*
  - b. *Alcohol use*
  - c. *Driving under the influence*

### **GOAL 1: Increase drug and Substance Use Disorder (SUD) education in our community, local schools, and other programs.**

#### Action Steps:

- Partner with the Kentucky Hospital Association to offer the SOS Opioid Stewardship Program.
- Partner with local law enforcement agencies and Lake Cumberland District Health Department to offer 2-3 educational events/opportunities such as American Heart Association Basic Life Support and Narcan education to help combat the overdoses, vaping, and impaired driving in our community.

### *Prioritized Need*

2. *Obesity*
  - a. *Diabetes*
  - b. *High blood pressure*
  - c. *Nutrition education*
  - d. *Healthy foods and cooking*

### **GOAL 2: Increase education opportunities to the community that addresses obesity. Offer two events annually.**

#### Action Steps:

- Host and/or participate in an annual Wellness Health Fair with other local health entities to focus on factors that contribute to obesity.
- Offer educational events annually to the public on topics listed above and offer preventative screenings.

- Partner WCH Registered Dietician with local UK Extension Office to collaborate and plan a Nutrition Fair that includes nutritional education and healthy foods to cook.

*Prioritized Need*

3. *Mental Health*

- a. Resilient youth – anxiety, coping skills, healthy activities*
- b. Impact of social media*

**GOAL 3: Increase awareness and education with local school groups such as Family Youth Resource Service Center. Participate in 2 events annually.**

Action Steps:

- Actively participate in back-to-school programs and handout evidence-based resources to students on such topics.

*Prioritized Need*

4. *Increased Health Services*

- a. Women's health*
- b. Increased Cardiology services*
- c. Mental health screenings at Primary Care and other visits*

**GOAL 4: Establish Women's Health Service in the Rural Health Clinic, expand Cardiology Services, and Mental Health Screenings.**

Action Steps:

- Assess the possibility of establishing Women's Health Services in the Rural Health Clinic. WCH leadership team feels this is a service line that the community could benefit from.
- Increase Cardiology outpatient clinic days.
- Continue to promote and educate the public on Healthy Outlook program at WCH. This program focuses on Senior Behavioral Health and aims to bridge the gap in mental health in our community. Host 3-4 community events annually.

*Prioritized Need*

5. *Food Insecurity*

**GOAL 5: Assist local food pantries to increase food stock and distribution. Have active engagement once per quarter with House of Blessings.**

Action Steps:

- Partner with House of Blessings to promote awareness on food insecurity.
- Seek out volunteers to help with meal delivery.

## Next Steps

Hospital administration and staff along with community partners will develop an implementation plan that includes measurable goals, objectives, and action plan to address each identified priority health need in this community health needs assessment.

This Implementation Strategy will be rolled out over the next three years, from September 2024 through August 2027.

Wayne County Hospital will kick off the implementation strategy by initiating collaborative efforts with community leaders to address each health priority identified through the assessment process.

Periodic evaluation of goals/objectives for each identified priority will be conducted to assure that the hospital is on track to complete the plan as described.

Wayne County Hospital staff will review the implementation strategy and report on the success experienced through the collaborative efforts of improving the health of the community.

## Appendix

- A. Secondary Data Sources
- B. Wayne County Hospital CHNA Survey
- C. Board Approval



**Secondary Data Sources, 2024 County Health Rankings**

<b>Population</b>		<b>Source</b>	<b>Years of Data</b>
2022 Population Estimate	Total Population	Census Population Estimates	2022
Under 18 years	Percent of Population 18 years of age	Census Population Estimates	2022
65 years and older	Percent of Population 65 and older	Census Population Estimates	2022
Non-Hispanic Black	Percent of Population Non-Hispanic Black	Census Population Estimates	2022
American Indian & Alaska Native	Percent of Population American Indian & Alaska Native	Census Population Estimates	2022
Asian	Percent of Population Asian	Census Population Estimates	2022
Native Hawaiian or Other Pacific Islander	Percent of Population Native Hawaiian or Other Pacific Islander	Census Population Estimates	2022
Hispanic	Percent of Population Hispanic	Census Population Estimates	2022
Non-Hispanic White	Percent of Population Non-Hispanic White	Census Population Estimates	2022
Not Proficient in English	Percentage of population aged 5 & over who reported speaking English less than well.	American Community Survey, 5-year estimates	2018-2022
Female	Percent of Population Female	Census Population Estimates	2022
Rural	Percent of Population Rural	Census Population Estimates	2020
<b>Health Outcomes</b>			
Premature death rate	Years of potential life lost before age 75 per 100,000 population (age-adjusted).	National Center for Health Statistics - Mortality Files	2019-2021
Child mortality rate	Number of deaths among residents under age 18 per 100,000 population.	National Center for Health Statistics - Mortality Files; Census Population Estimates Program	2018-2021
Poor or fair health	Percentage of adults reporting fair or poor health (age-adjusted).	Behavioral Risk Factor Surveillance System	2021
Poor physical health days	Average number of physically unhealthy days reported in past 30 days (age-adjusted).	Behavioral Risk Factor Surveillance System	2021
Poor mental health days	Average number of mentally unhealthy days reported in past 30 days (age-adjusted).	Behavioral Risk Factor Surveillance System	2021
Low birthweight	Percentage of live births with low birthweight (< 2,500 grams).	National Center for Health Statistics - Natality files	2016-2022
Frequent physical distress	Percentage of adults reporting 14 or more days of poor physical health per month (age-adjusted).	Behavioral Risk Factor Surveillance System	2021
Diabetic adults	Percentage of adults aged 20 and above with diagnosed diabetes (age-adjusted).	Behavioral Risk Factor Surveillance System	2021
HIV prevalence rate	Number of people aged 13 years and older living with a diagnosis of human immunodeficiency virus (HIV) infection per 100,000 population.	National Center for HIV/AIDS, Viral Hepatitis, STD, and TB Prevention	2021

**Secondary Data Sources, 2024 County Health Rankings, continued**

<b>Health Behaviors</b>		<b>Source</b>	<b>Years of Data</b>
Adult smoking	Percentage of adults who are current smokers (age-adjusted).	Behavioral Risk Factor Surveillance System	2021
Adult obesity	Percentage of the adult population (age 20 and older) that reports a body mass index (BMI) greater than or equal to 30 kg/m2.	United States Diabetes Surveillance System	2021
Physical inactivity	Percentage of adults age 20 and over reporting no leisure-time physical activity.	United States Diabetes Surveillance System	2021
Percent with Access to Exercise Opportunities	Access to exercise opportunities	ArcGIS Business Analyst and ArcGIS Online; YMCA; US Census TIGER/Line Shapefiles	2023, 2022 & 2020
Excessive drinking	Percentage of adults reporting binge or heavy drinking (age-adjusted).	Behavioral Risk Factor Surveillance System	2021
Alcohol-impaired driving deaths	Percentage of driving deaths with alcohol involvement.	Fatality Analysis Reporting System	2017-2021
Sexually transmitted infections	Number of newly diagnosed chlamydia cases per 100,000 population.	National Center for HIV/AIDS, Viral Hepatitis, STD, and TB Prevention	2021
Teen births	Number of births per 1,000 female population ages 15-19.	National Center for Health Statistics - Natality files	2016-2022
Drug overdose mortality rate	Number of drug poisoning deaths per 100,000 population.	National Center for Health Statistics - Mortality Files; Census Population Estimates Program	2019-2021
Motor vehicle crash deaths	Number of motor vehicle crash deaths per 100,000 population.	National Center for Health Statistics - Mortality Files; Census Population Estimates Program	2015-2021
<b>Access to Care</b>			
Uninsured adults	Percentage of population under age 65 without health insurance.	Small Area Health Insurance Estimates	2021
Uninsured children	Percentage of children under age 19 without health insurance.	Small Area Health Insurance Estimates	2021
Primary care physicians	Ratio of population to primary care physicians.	Area Health Resource File/American Medical Association	2021
Dentists	Ratio of population to dentists.	Area Health Resource File/National Provider Identification file	2022
Mental health providers	Ratio of population to mental health providers.	CMS, National Provider Identification	2023
Preventable Hospital Stays	Rate of hospital stays for ambulatory-care sensitive conditions per 100,000 Medicare enrollees.	Mapping Medicare Disparities Tool	2021
Mammography Screening	Percentage of female Medicare enrollees ages 65-74 who received an annual mammography screening.	Mapping Medicare Disparities Tool	2021
Flu Vaccinations	Percentage of fee-for-service (FFS) Medicare enrollees who had an annual flu vaccination.	Mapping Medicare Disparities Tool	2021

**Secondary Data Sources, 2024 County Health Rankings, continued**

<b>Social &amp; Economic Factors</b>		<b>Source</b>	<b>Years of Data</b>
High school completion	Percentage of adults ages 25 and over with a high school diploma or equivalent.	American Community Survey, 5-year estimates	2018-2022
Some college	Percentage of adults ages 25-44 with some post-secondary education.	American Community Survey, 5-year estimates	2018-2022
Unemployment	Percentage of population ages 16 and older unemployed but seeking work.	Bureau of Labor Statistics	2022
Children in poverty	Percentage of people under age 18 in poverty.	Small Area Income and Poverty Estimates; American Community Survey, 5-year estimates	2022 & 2018-2022
Income inequality	Ratio of household income at the 80th percentile to income at the 20th percentile.	American Community Survey, 5-year estimates	2018-2022
Children in single-parent households	Percentage of children that live in a household headed by a single parent.	American Community Survey, 5-year estimates	2018-2022
Social associations	Number of membership associations per 10,000 population.	County Business Patterns	2021
Median household income	The income where half of households in a county earn more and half of households earn less.	Small Area Income and Poverty Estimates; American Community Survey, 5-year estimates	2022 & 2018-2022
Injury deaths	Number of deaths due to injury per 100,000 population.	National Center for Health Statistics - Mortality Files	2017-2021
<b>Physical Environment</b>			
Air pollution - particulate matter	Average daily density of fine particulate matter in micrograms per cubic meter (PM2.5).	Environmental Public Health Tracking Network	2019
Drinking water violations	Indicator of the presence of health-related drinking water violations. 'Yes' indicates the presence of a violation, 'No' indicates no violation.	Safe Drinking Water Information System	2022
Severe housing problems	Percentage of households with at least 1 of 4 housing problems: overcrowding, high housing costs, lack of kitchen facilities, or lack of plumbing facilities.	Comprehensive Housing Affordability Strategy (CHAS) data	2016-2020
Driving alone to work	Percentage of the workforce that drives alone to work.	American Community Survey, 5-year estimates	2018-2022
Long commute - driving alone	Among workers who commute in their car alone, the percentage that commute more than 30 minutes.	American Community Survey, 5-year estimates	2018-2022
<b>Food Access</b>			
Food insecurity	Percentage of population who lack adequate access to food.	Map the Meal Gap	2021
Limited access to healthy foods	Percentage of population who are low-income and do not live close to a grocery store.	USDA Food Environment Atlas	2019
Children eligible for free or reduced price lunch	Percentage of children enrolled in public schools that are eligible for free or reduced price lunch.	National Center for Education Statistics	2021-2022



## 2023 Wayne County Hospital CHNA

The Community and Economic Development Initiative of Kentucky (CEDIK), from the University of Kentucky, in collaboration with Wayne County Hospital is conducting the Community Health Needs Assessment (CHNA) for Wayne County. We want to better understand your health needs and how the hospital and its partners can better meet those needs. Please take just 10-15 minutes to fill out this survey. Please do not include your name anywhere. All responses will remain anonymous.

**Q1.** Please tell us your zip code:

\_\_\_\_\_

**Q2.** How satisfied are you with your or anyone in your household's ability to access healthcare services, on a scale from 1 to 5, where 1 is "not very satisfied" and 5 is "very satisfied"?

	1	2	3	4	5
Satisfaction with access to healthcare	<input type="radio"/>	<input type="radio"/>	<input type="radio"/>	<input type="radio"/>	<input type="radio"/>

**Q3.** Do you have a family doctor?

Yes

No

**Q4.** If Yes, do you visit regularly? (Annually)

Yes

No

**Q5.** If No, do you receive routine healthcare? (Routine healthcare includes screenings, check-ups and patient counseling to prevent illnesses, disease or other health problems)

Yes

No

**Q6.** Are there barriers that keep you from receiving routine healthcare? Select all that apply.

- No insurance
- Lack of childcare
- Physician hours of operation (inconvenient times)
- Fear/anxiety
- Poor physician attitudes or communication
- I only visit the doctor when something is seriously wrong
- No transportation
- Cannot take off work
- Cannot afford it
- Other. Please specify:  
\_\_\_\_\_
- No barriers

**Q7.** Have you or someone in your household used one of these services at a hospital in the past 24 months?

	Yes	No
Emergency Room	<input type="radio"/>	<input type="radio"/>
Outpatient	<input type="radio"/>	<input type="radio"/>
Inpatient	<input type="radio"/>	<input type="radio"/>
Swing Bed Unit	<input type="radio"/>	<input type="radio"/>

**Q8.** If Yes, where did you visit a hospital?

- Monticello - Wayne County Hospital
- Somerset - Lake Cumberland Regional Hospital
- Albany - Medical Center at Albany
- Glasgow T. J. Sampson Community Hospital
- Russell Springs - Russell County Hospital
- Lexington - Baptist Health Lexington or CHI St. Joseph
- Lexington - University of Kentucky Hospital
- Other. Please specify:  
\_\_\_\_\_

**Q9.** Please select the top **THREE** health challenges you or anyone in your household face:

- High blood pressure
- Diabetes
- Cancer
- Heart disease and stroke
- Mental health issues
- Substance use
- Alcohol use
- HIV/AIDS/STDs
- Overweight/obesity
- Respiratory/lung disease
- Other. Please specify:  
\_\_\_\_\_

**Q10.** Are you or anyone in your household without health insurance currently?

- Yes
- No

**Q11.** Have you or someone in your household used any of the specialty services below in the past 24 months?

	At Wayne County Hospital	At another hospital
Outpatient Care (Including procedures)	<input type="radio"/>	<input type="radio"/>
Therapy (Occupational, physical, and speech)	<input type="radio"/>	<input type="radio"/>
Rural Health Clinic	<input type="radio"/>	<input type="radio"/>

**Q12.** If you went to a hospital other than Wayne County Hospital, please select all that apply as to why:

- Service I needed was not available
- My physician referred me
- My insurance requires me to go somewhere else
- I prefer larger hospitals
- Other. Please specify:  
\_\_\_\_\_

**Q13.** How far do you or anyone in your household travel to see a specialist?

- Less than 20 miles
- 20-49 miles
- 50-100 miles
- More than 100 miles
- I do not see any specialists

**Q14.** What do you or anyone in your household use for transportation when traveling for healthcare? Select all that apply.

- My own vehicle
- Friend/family vehicle
- Taxi/cab
- RTEC ride
- Other. Please specify:  
\_\_\_\_\_

**Q15.** Please select any of the following preventive procedures you have had in the last year:

- Pap smear (Women)
- PSA - Prostate Specific Antigen Screening (Men)
- DRE - Digital Rectal Exam (Men)

**Q16.** How would you rate your own personal health?

- Very healthy
- Healthy
- Neither healthy nor unhealthy
- Unhealthy
- Very unhealthy

**Q17.** How would you rate the overall health of the people in Wayne County?

- Very healthy
- Healthy
- Neither healthy nor unhealthy
- Unhealthy
- Very unhealthy

**Q18.** Overall, how would you rank Wayne County Hospital on a scale from 1 to 10, where 1 is "not very good" and 10 is "very good"? Please circle your choice.

Wayne County Hospital overall ranking

---

1   2   3   4   5   6   7   8   9   10

**Q19.** Please select the top THREE most important factors for a healthy community. Choose only THREE:

- 1. Good place to raise children
- 2. Low crime/safe neighborhood
- 3. Good school systems
- 4. Easy access to healthcare
- 5. Community activities and events
- 6. Affordable housing
- 7. Low disease rate
- 8. Personal responsibility
- 9. Diverse community
- 10. Good jobs/healthy economy
- 11. Religious or spiritual values
- 12. Transportation
- 13. Parks and recreation
- 14. Access to internet/technology
- 15. Other. Please specify:  
\_\_\_\_\_

**Q20.** Would you recommend Wayne County Hospital to friends and family?

- Yes
- No

**Q21.** What factors influence your health choices? Select all that apply.

- Family
- Friends
- Spouse/Partner/Significant other
- Other people around me
- Community
- Listening to physicians and other healthcare providers
- Public health recommendations/guidelines (Ex. CDC)
- Social media
- Access to parks/walking trails
- Weather (seasons: Spring, Summer, Fall, and Winter)
- Other. Please specify:  
\_\_\_\_\_



**Q22.** What is your age?

- 18-24
- 25-39
- 40-54
- 55-64
- 65-69
- 70 or older

**Q23.** What is your gender?

- Male
- Female
- Other. Please specify:  
\_\_\_\_\_

**Q24.** What is the highest level of education you have completed?

- High school
- Undergraduate degree
- Graduate degree
- Technical school
- Other. Please specify:  
\_\_\_\_\_

**Q25.** What is your current employment status?


- Unemployed
- Employed part-time
- Employed full-time
- Retired
- Student
- Other. Please specify:  
\_\_\_\_\_

**Thank you for your time spent taking the survey!**

## Approval

This Community Health Needs Assessment was approved by the Wayne County Hospital Board of Trustees on MONTH DAY, YEAR.

  
SIGNATURE

  
DATE